VHF UHF Helical Filter Specification Sheet

Customer Name		Temwell's Part No.	TV70518F-900M
Approval No. /dated	202002018CD	Temwell's Print Name.	70518F 900M
Work Instruction No.	202002018CD	Date	Feb.15.2020

(1)Pin Position

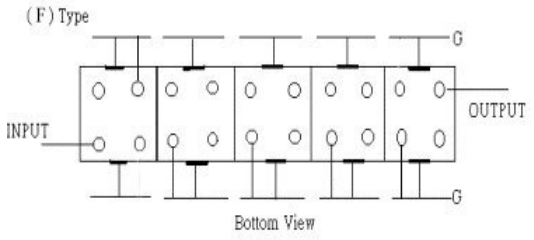

(2)Size Diagram

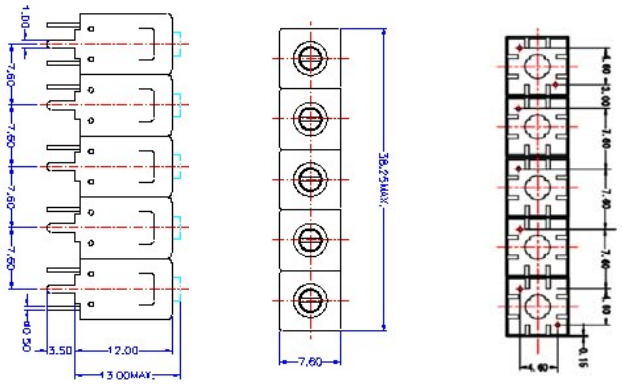

(3)Electric Character

Item		Specify			Performance	
Center Freq.(Fo) +/- 0.5 %			900	MHz	900	MHz
Insertion Loss		Typ.	3.5	dB	1.80	dB
-3 dB Bandwidth		Typ.	70	MHz	74.6	MHz
Sensitivity (Attenuation)	Fo - 100 MHz	Typ.	54	dBc	58	dBc
	Fo + 100 MHz	Typ.	40	dBc	44	dBc
	Fo - ( )MHz	Typ.		dBc		dBc
	Fo +( )MHz	Typ.		dBc		dBc
Return Loss		Min.	12	dB	29.8	dB
Ripple		<	1	dB		dB
Impedance		In / Out : 50 Ω			In / Out : 50 Ω	
(4)Torque for Tuning Screw		> 60gf • cm				

(5)Temperature Condition:

Operating Temperature	0℃ ~ +60℃
Storage Temperature	-20℃ ~ +70℃
(6)Input Power	> 1Watt

(7)Measuring Circuit: ※Easy to match Impedance S11/S22 50Ω by parallel with about(- -).

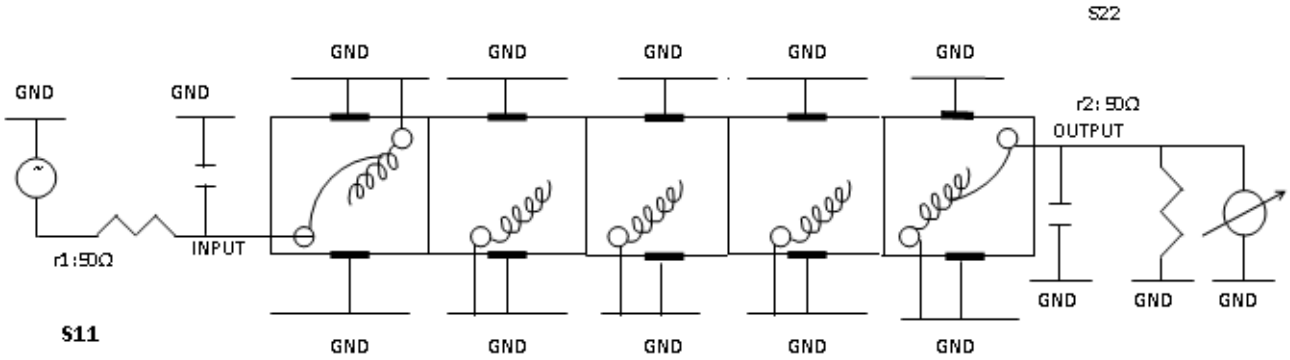

(Bottom View)

Approval	Supervisor	Designer	Aperture size
C.C.Chang	C.K.Chang	C.S.Chang	7H5S(4*7.35)(7.36) 7H046RB5.5

TEMWELL CORPORATION

Performance-TV70518F-900M
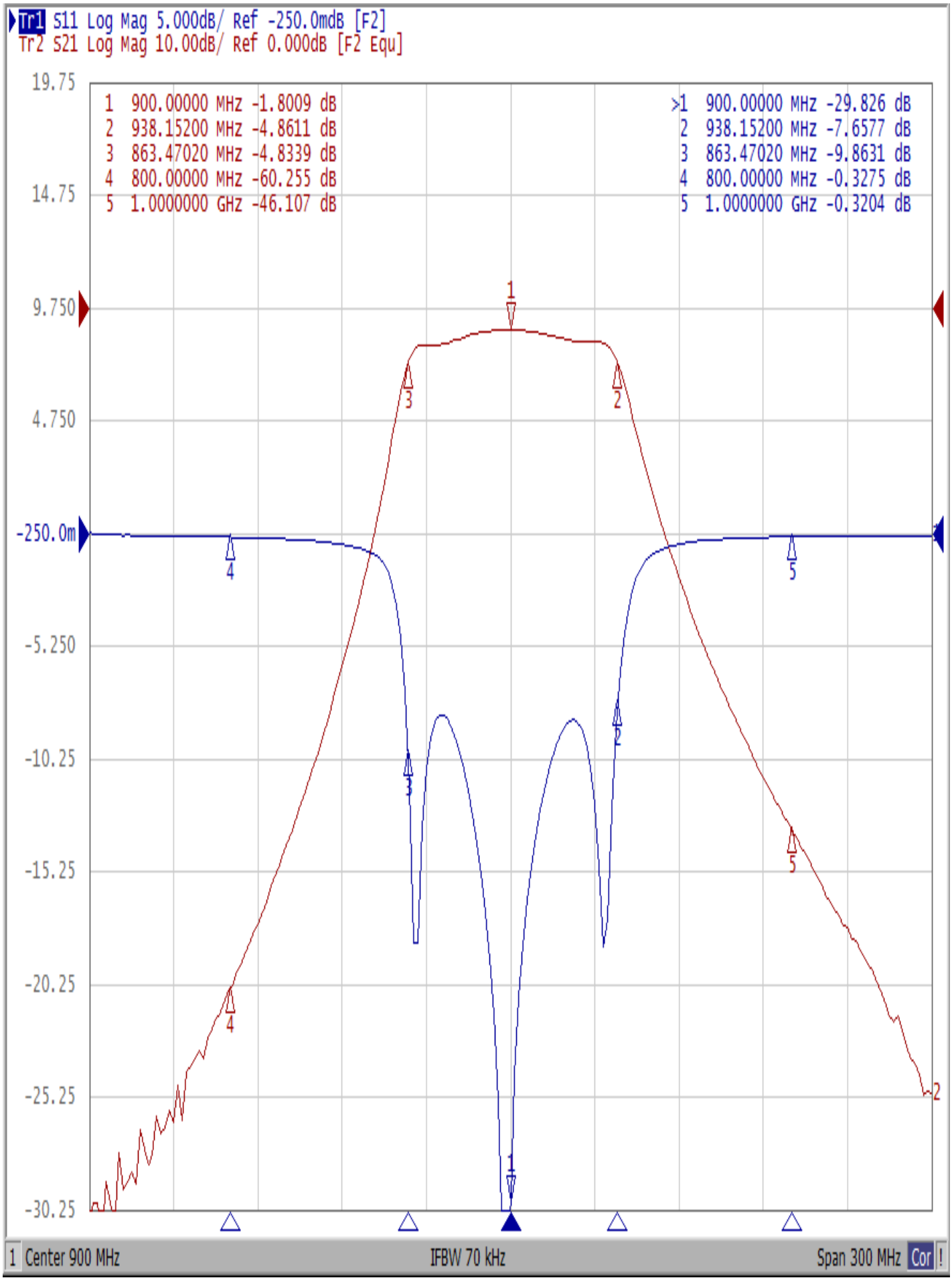
202002018CD