VHF UHF Helical Filter Specification Sheet

Customer Name		Temwell's Part No.	TV70444B-149M
Approval No. /dated	201808006CD	Temwell's Print name.	**70444B** **149M**
Work Instruction No.	201808006CD	Date	Sep.13.2018

(1)Pin Position

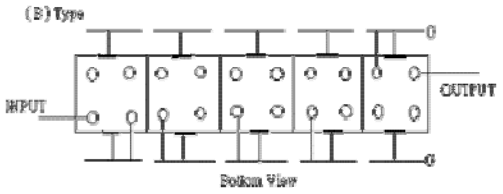

(2)Size Diagram

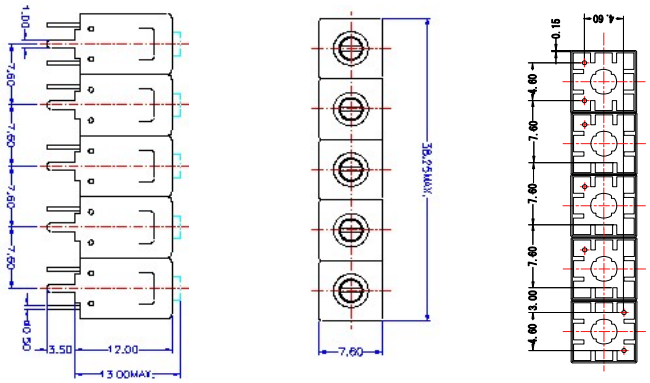

(3)Electric Charasteric

Item		Specify	Performance
Center Freq.(Fo) +/- 0.5 %		149 MHz	149 MHz
Insertion Loss		Typ. 2.5 dB	1.36 dB
-3 dB Bandwidth		Typ. 33 MHz	34.6 MHz
Sensitivity (Attenuation)	Fo - 30 MHz	Typ. 40 dBc	44 dBc
	Fo + 30 MHz	Typ. 25 dBc	28 dBc
	Fo - ( )MHz	Typ. dBc	dBc
	Fo +( )MHz	Typ. dBc	dBc
Return Loss		Min. 12 dB	20.9 dB
Ripple		< 1 dB	dB
Impedance		In / Out : 50 Ω	In / Out : 50 Ω
(4)Torque for Tuning Screw		> 60gf・cm	

(5)Temperature Condition:

Operating Temperature	0℃ ~ +60℃
Storage Temperature	-20℃ ~ +70℃
(6)Input Power	> 1Watt

(7)Measuring Circuit: ※Easy to match Impedance S11/S22 50Ω by parallel with about(- -).

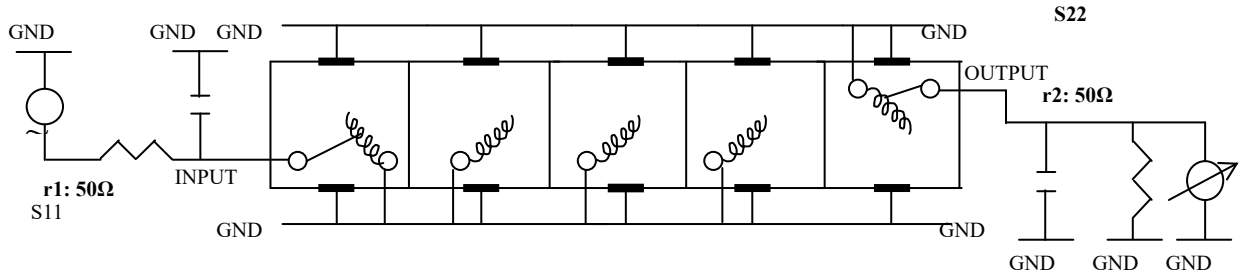

(Bottom View)

Approval	Supervisor	Designer	Aperture size
C.Y.Chang	C.K.Chang	P.H.Chiang	7H5S(4*6.5)(6.57) 7H024LB6.5

TEMWELL CORPORATION

Performance-TV70444B-149M
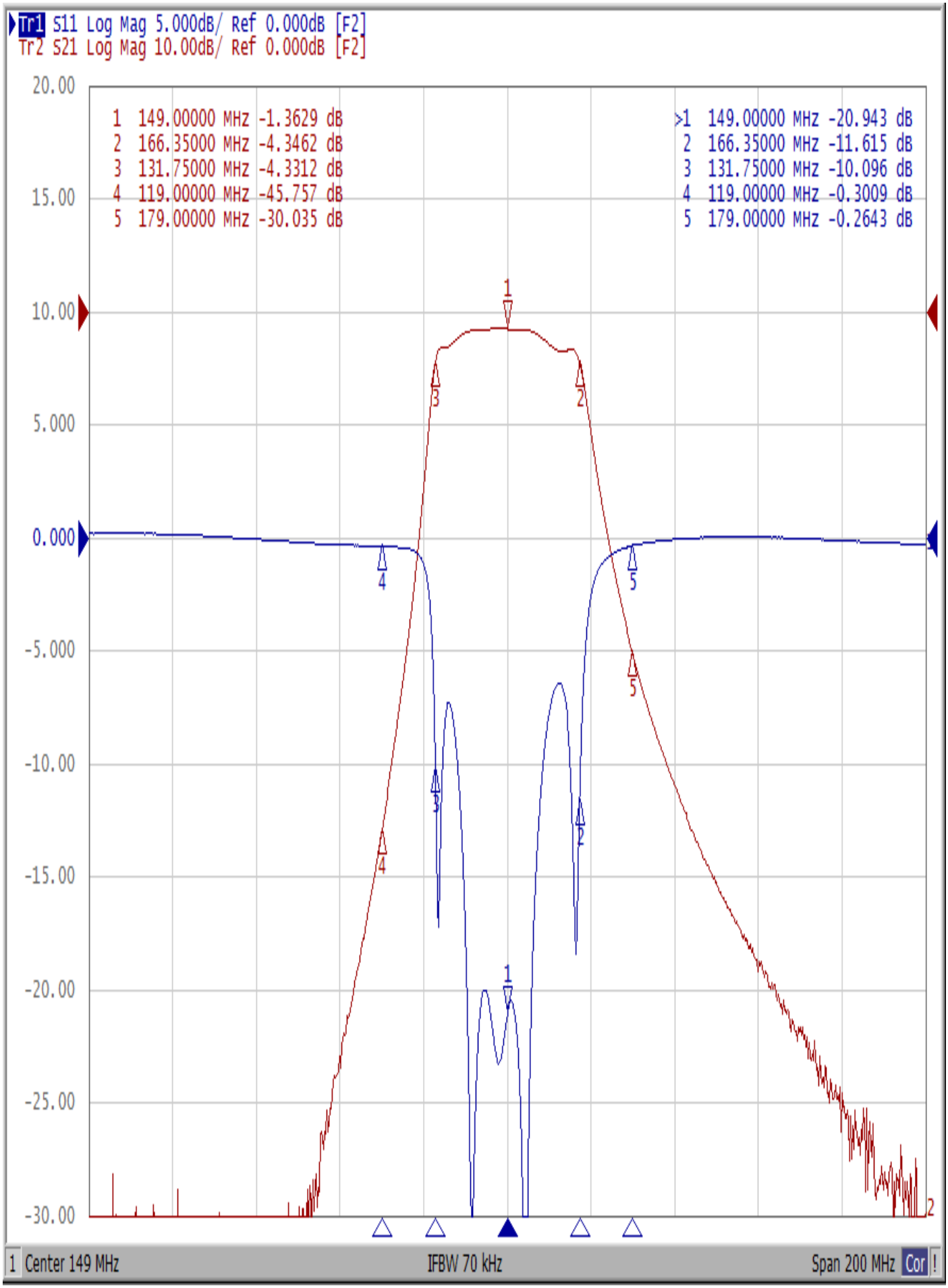
201808006CD