VHF UHF Helical Filter Specification Sheet

Customer Name		Temwell's Part No.	TV6588E-98M
Approval No. /dated	201807017CD	Temwell's Print Name.	**6588E 98M**
Work Instruction No.	201807017CD	Date	Aug.02.2018

(1)Pin Position

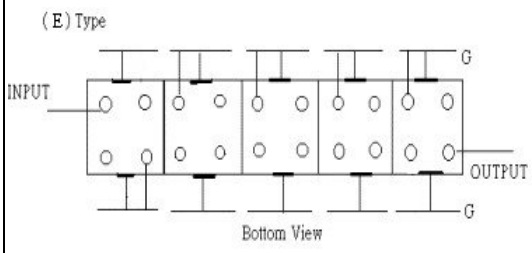

(2)Size Diagram

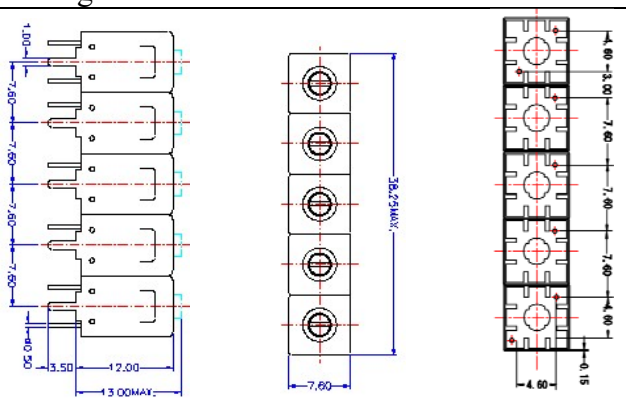

(3)Electric Character

Item		Specify	Performance
Center Freq.(Fo) +/- 0.5 %		98 MHz	98 MHz
Insertion Loss		Typ. 2.0 dB	1.71 dB
-3 dB Bandwidth		Typ. 20 MHz	22.0 MHz
Sensitivity (Attenuation)	Fo -30 MHz	Typ. 75 dBc	80 dBc
	Fo +30 MHz	Typ. 40 dBc	45 dBc
	Fo - ( )MHz	Typ. dBc	dBc
	Fo +( )MHz	Typ. dBc	dBc
Return Loss		Min. 12 dB	18.6 dB
Ripple		< 1 dB	dB
Impedance		In / Out : 50 Ω	In / Out : 50 Ω
(4)Torque for Tuning Screw		> 60gf • cm	

(5)Temperature Condition:

Operating Temperature	0℃ ~ +60℃
Storage Temperature	-20℃ ~ +70℃
(6)Input Power	> 1Watt

(7)Measuring Circuit: ※Easy to match Impedance S11/S22 50Ω by parallel with about(- -).

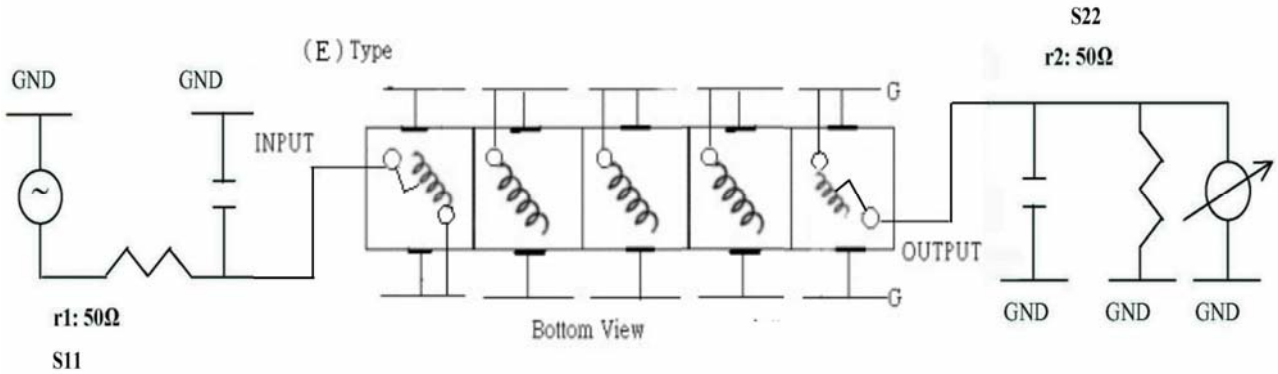

Approval	Supervisor	Designer	Aperture size
C.Y.Chang	C.K.Chang	P.H.Chiang	7H5S-4*7.5(7.56) 7H024RB6.5-J1

TEMWELL CORPORATION

Performance-TV6588E-98M
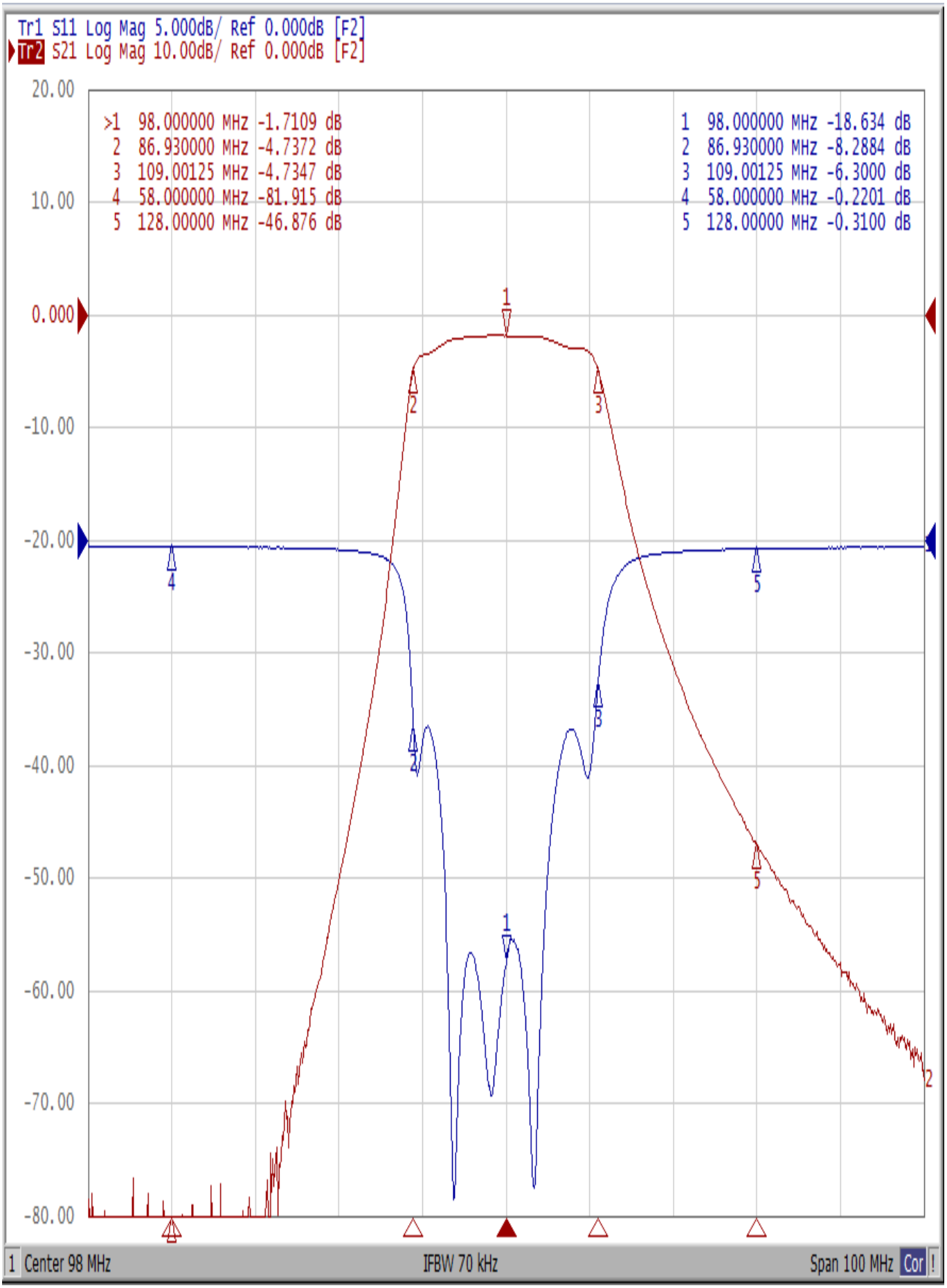
201807017CD