VHF UHF Helical Filter Specification Sheet

Customer Name		Temwell's Part No.	TV65213B-161M
Approval No. /dated	201808005CD	Temwell's Print name.	**65213B** **161M**
Work Instruction No.	201808005CD	Date	Aug.10.2018

(1)Pin Position

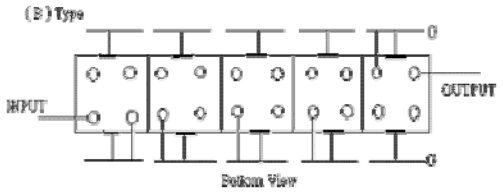

(2)Size Diagram

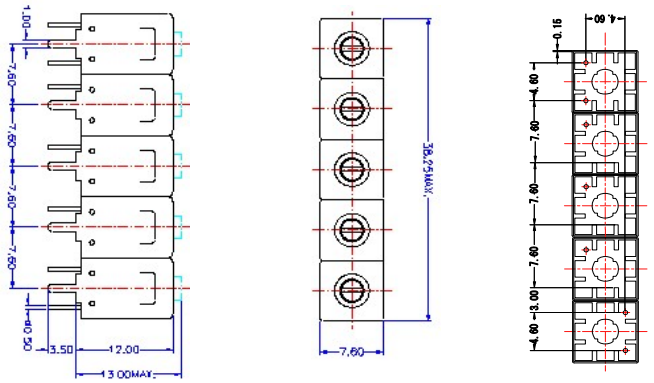

(3)Electric Charasteric

Item		Specify		Performance	
Center Freq.(Fo) +/- 0.5 %		161	MHz	161	MHz
Insertion Loss		Typ. 2.0	dB	1.63	dB
-3 dB Bandwidth		Typ. 26	MHz	30.4	MHz
Sensitivity (Attenuation)	Fo - 50 MHz	Typ. 70	dBc	83	dBc
	Fo + 50 MHz	Typ. 40	dBc	52	dBc
	Fo - ( )MHz	Typ.	dBc		dBc
	Fo +( )MHz	Typ.	dBc		dBc
Return Loss		Min. 12	dB	22.0	dB
Ripple		< 1	dB		dB
Impedance		In / Out : 50 Ω		In / Out : 50 Ω	
(4)Torque for Tuning Screw		> 60gf • cm			

(5)Temperature Condition:

Operating Temperature	0℃ ~+60℃
Storage Temperature	-20℃ ~+70℃
(6)Input Power	> 1Watt

(7)Measuring Circuit: ※Easy to match Impedance S11/S22 50Ω by parallel with about(- -).

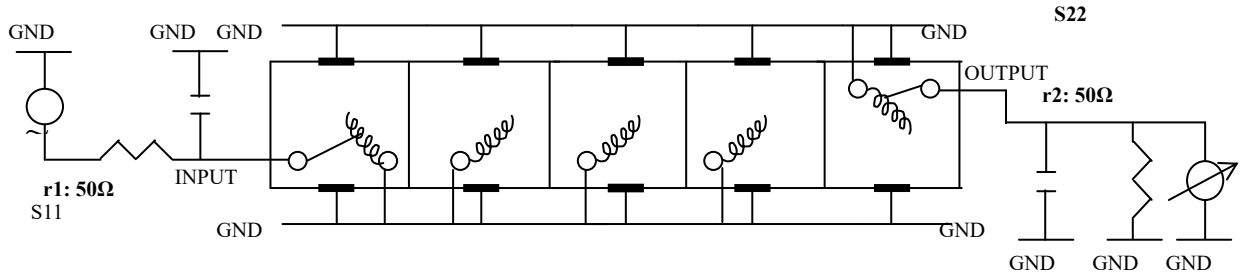

(Bottom View)

Approval	Supervisor	Designer	Aperture size
C.Y.Chang	C.K.Chang	P.H.Chiang	7H5S(4*6.5)(6.58) 7H024LB6.5-J1

TEMWELL CORPORATION

Performance-TV65213B-161M
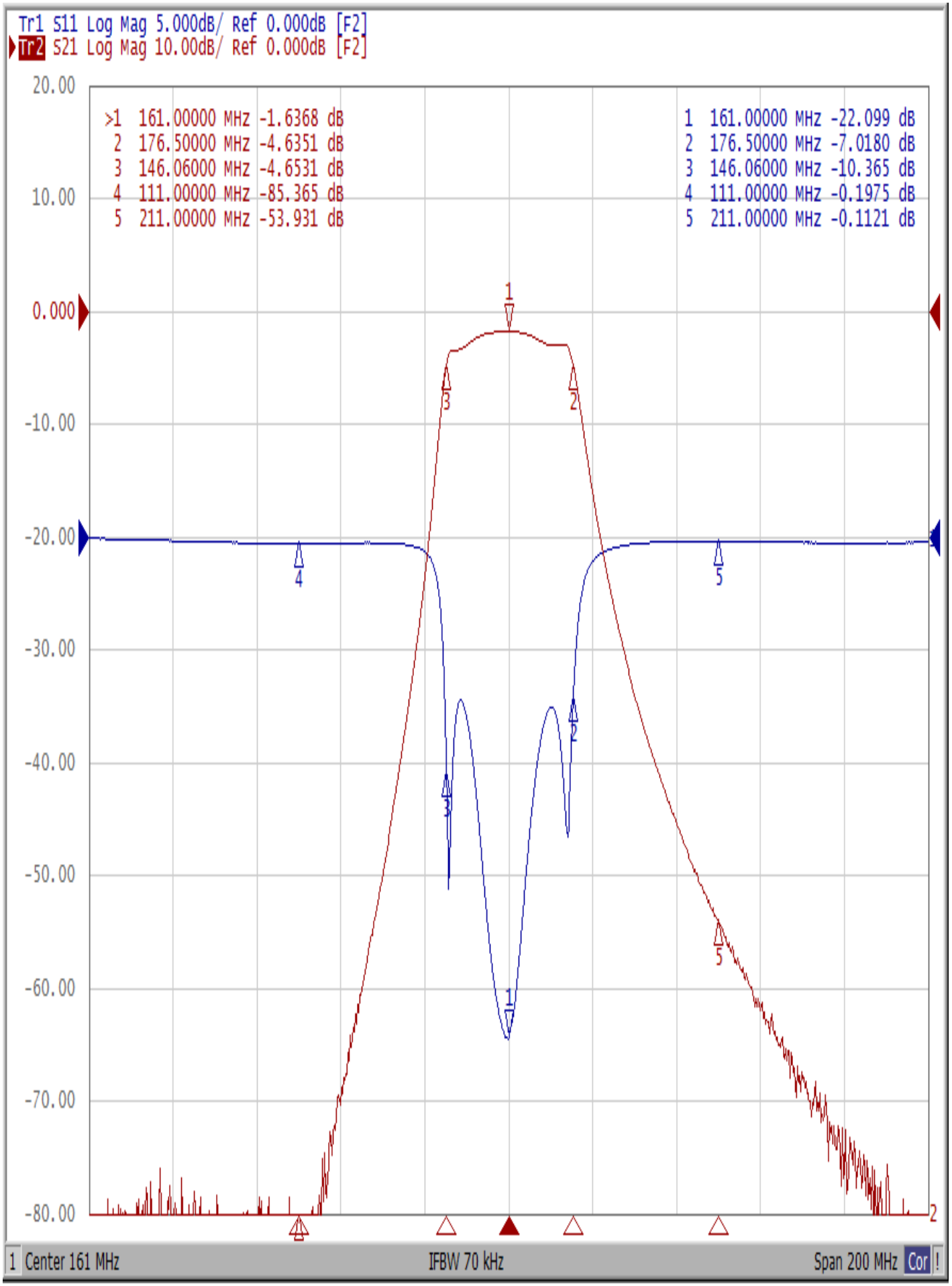
201808005CD