VHF UHF Helical Filter Specification Sheet

Customer Name		Temwell's Part No.	TF64793B-223.5M
Approval No. /dated	201805039CD	Temwell's Print Name	64793B 223.5M
Work Instruction No.	201805039CD	Date	Feb.26.2019

(1)Pin Position

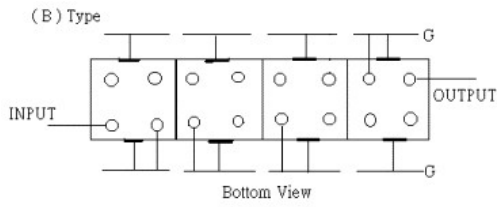

(2)Size Diagram

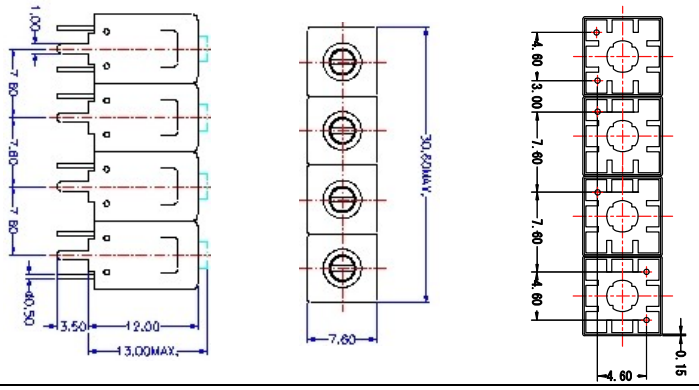

(3)Electric Charasteric

Item		Specify	Performance
Center Freq.(Fo) +/- 0.5 %		223.5 MHz	223.5 MHz
Insertion Loss		Typ. 3.5 dB	2.52 dB
-3 dB Bandwidth		Typ. 10 MHz	13.0 MHz
Sensitivity (Attenuation)	Fo - 20 MHz	Typ. 49 dBc	52 dBc
	Fo + 20 MHz	Typ. 26 dBc	39 dBc
	Fo - ( )MHz	Typ. dBc	dBc
	Fo +( )MHz	Typ. dBc	dBc
Return Loss		Min. 12 dB	19.2 dB
Ripple		< 1 dB	dB
Impedance		In / Out : 50 Ω	In / Out : 50 Ω
(4)Torque for Tuning Screw		> 60gf • cm	
(5)Temperature Condition:			
Operating Temperature		0℃ ~ +60℃	
Storage Temperature		-20℃ ~ +70℃	
(6)Input Power		> 1Watt	

(7)Measuring Circuit: ※Easy to match Impedance S11/S22 50Ω by parallel with about(- -).

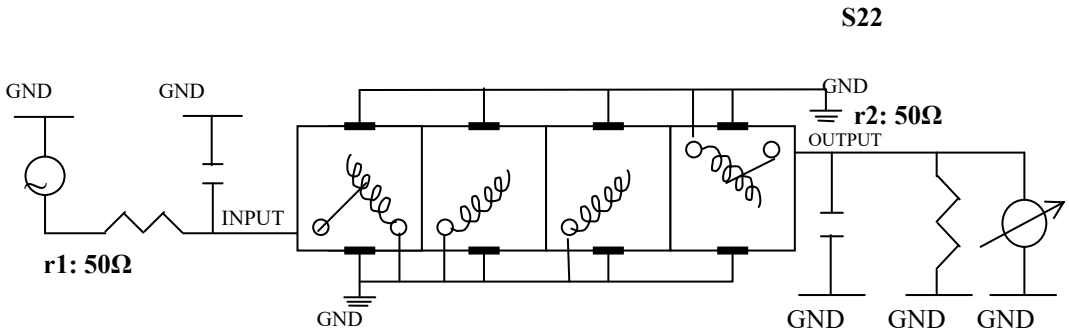

S11 (Bottom View)

Approval	Supervisor	Designer	Aperture size
C.Y.Chang	C.K.Chang	P.H.Chiang	7H4S(4*6.35)(6.38) 7H024LB4

TEMWELL CORPORATION

Performance-TF64793B-223.5M
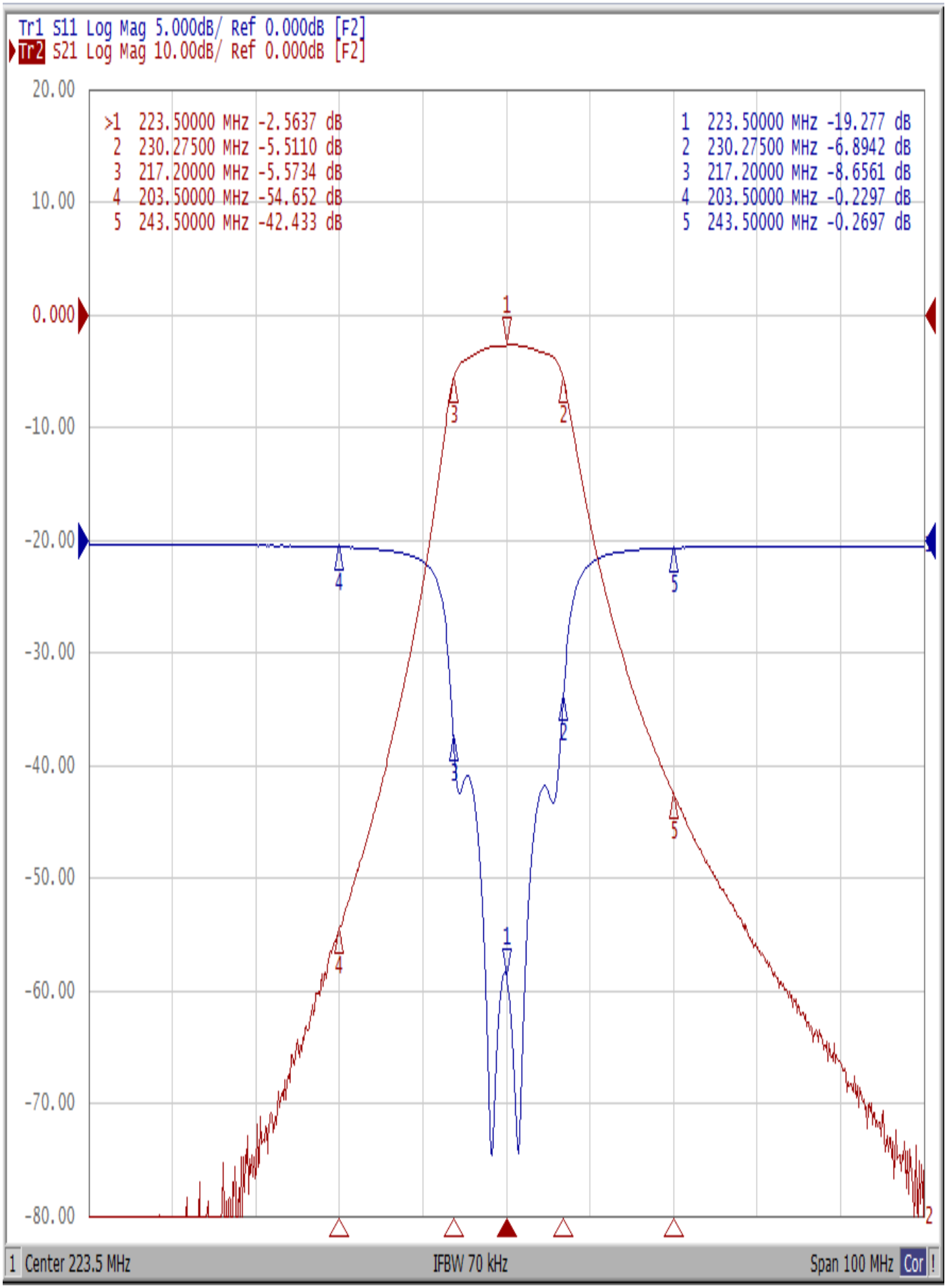
201805039CD