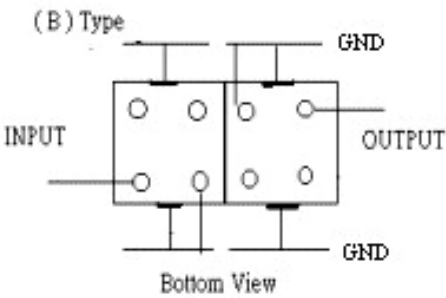
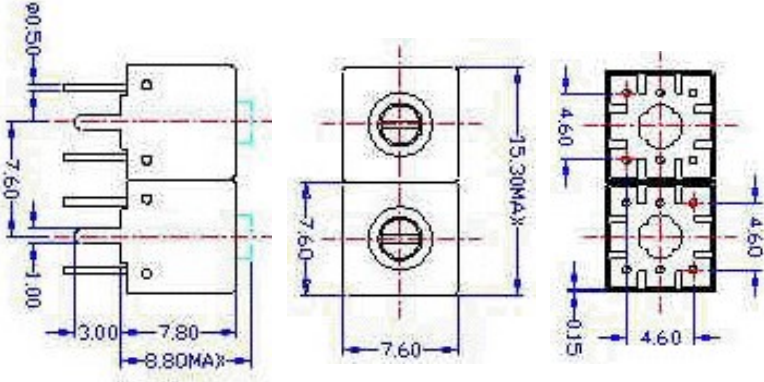


# VHF UHF Helical Filter Specification Sheet

Customer Name		Temwell's Part No.	TDS2072B-485M
Approval No. /dated	20103077DC	Acceptable Specify Fo. Range	456~515MHz
Work Instruction No.	20103077DC	Date	2001.04.17

<p>(1) Pin Position</p>  <p style="text-align: center;">Bottom View</p>	<p>(2) Size Diagram</p> 
--	--

(3) Electric Character

Item	Specify	Performance
Center Freq.(Fo) +/- 0.5 %	485 MHz	485 MHz
Tunable Range	485±3 MHz	485±3 MHz
Insertion Loss	Typ. 3.5 dB	2.5 dB
-3 dB Bandwidth	Typ. 37 MHz	42 MHz
Sensitivity (Attenuation)	Fo - 100 MHz	Typ. 24 dBc
	Fo + 100 MHz	Typ. 18 dBc
	Fo - ( )MHz	Typ. dBc
	Fo +( )MHz	Typ. dBc
Return Loss	Min. 12 dB	16.5 dB
Ripple	< 1 dB	dB
Impedance	In / Out : 50 Ω	In / Out : 50 Ω

(4) Torque for Tuning Screw > 100gf • cm

(5) Temperature Condition:

Operating Temperature	0°C ~ +60°C
Storage Temperature	-20°C ~ +70°C

(6) Input Power > 1Watt

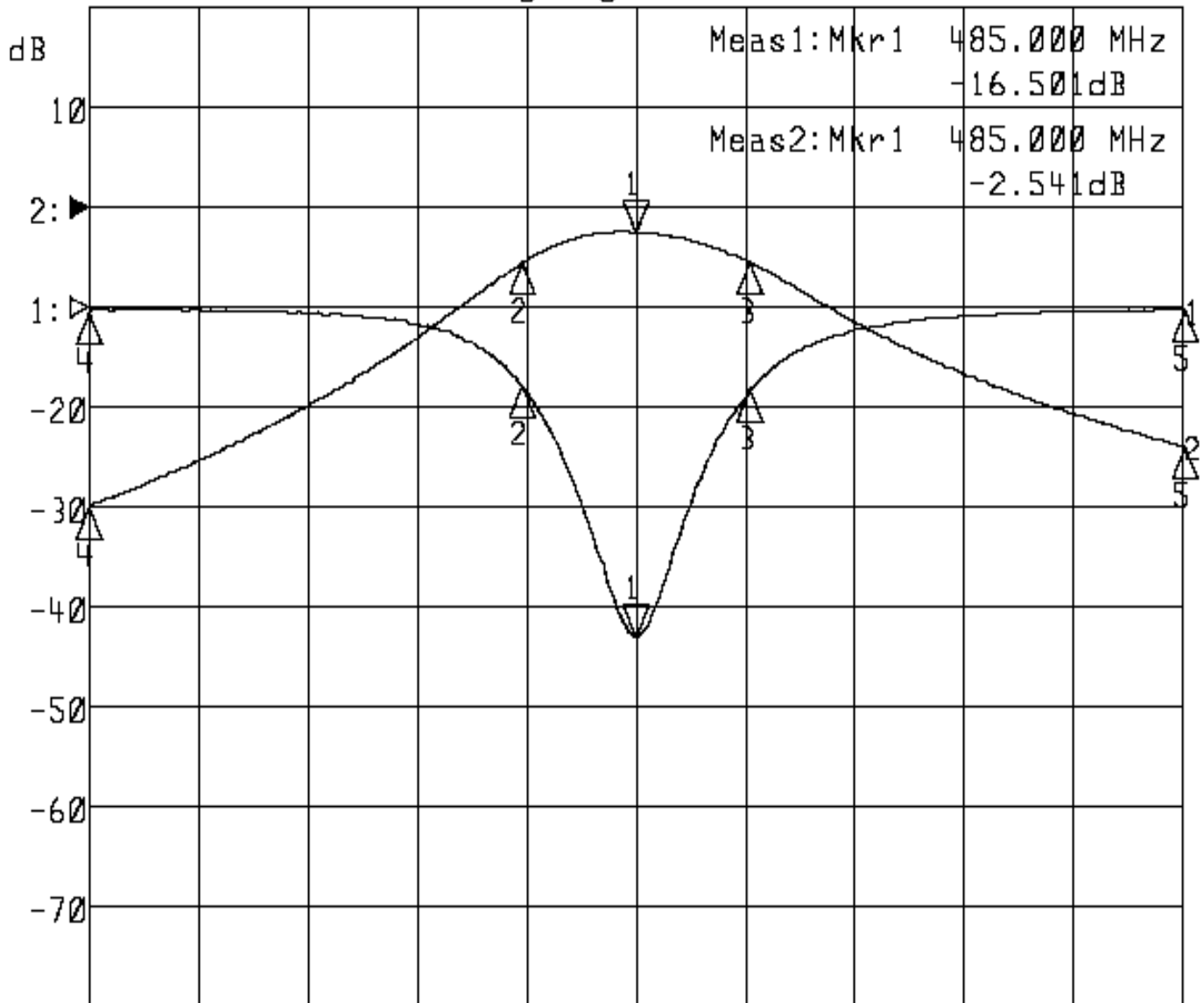
Approval	Supervisor	Designer	Aperture size
C.Y.Chang	C.S.Chang	C.S.Chang	7S2S(4*4.5) 7S024RB5.5

TEMWELL CORPORATION

# Performance-TDS2072B-485M

## 20103077DC

▶1:S11 Refl Port1 Log Mag 5.0 dB/ Ref 0.00 dB C  
▶2:S21 Fwd Trans Log Mag 10.0 dB/ Ref 0.00 dB C



Center 485.000 MHz

Span 200.000 MHz

1:Mkr (MHz)	dB	2:Mkr (MHz)	dB
1> 485.0000	-16.501	1> 485.0000	-2.541
2: 464.3333	-3.921	2: 464.3333	-5.549
3: 505.9333	-4.143	3: 505.9333	-5.500
4: 385.0000	-0.201	4: 385.0000	-29.953
5: 585.0000	-0.128	5: 585.0000	-23.922