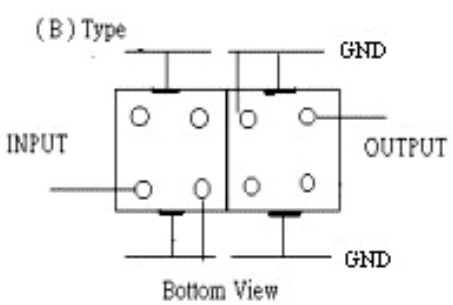
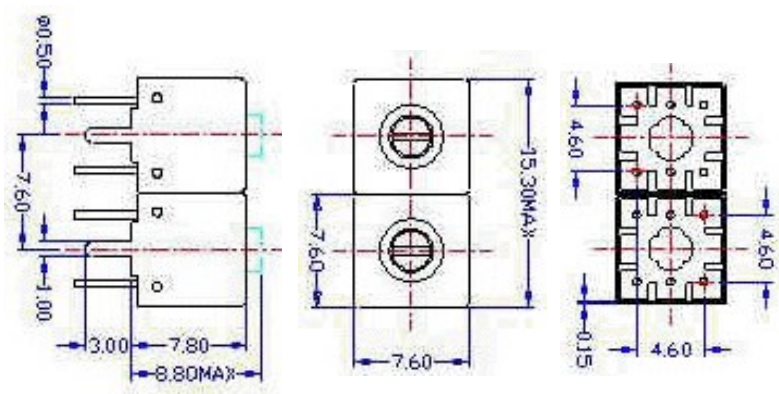


VHF UHF Helical Filter Specification Sheet

Customer Name		Temwell's Part No.	TDS2003B-200M
Approval No. /dated	20102075DC	Acceptable Specify Fo. Range	196~220MHz
Work Instruction No.	20102075DC	Date	2001.03.01

<p>(1) Pin Position</p>  <p style="text-align: center;">Bottom View</p>	<p>(2) Size Diagram</p> 
--	--

(3) Electric Character

Item	Specify	Performance	
Center Freq.(Fo) +/- 0.5 %	200 MHz	200 MHz	
Tunable Range	200±4 MHz	200±4 MHz	
Insertion Loss	Typ. 4.5 dB	3.5 dB	
-3 dB Bandwidth	Typ. 15 MHz	17 MHz	
Sensitivity (Attenuation)	Fo - 50 MHz	Typ. 25 dBc	28 dBc
	Fo + 50 MHz	Typ. 35 dBc	38 dBc
	Fo - ()MHz	Typ. dBc	dBc
	Fo +()MHz	Typ. dBc	dBc
Return Loss	Min. 12 dB	14 dB	
Ripple	< 1 dB	dB	
Impedance	In / Out : 50 Ω	In / Out : 50 Ω	

(4) Torque for Tuning Screw > 100gf · cm

(5) Temperature Condition:

Operating Temperature	0°C ~ +60°C
Storage Temperature	-20°C ~ +70°C

(6) Input Power > 1Watt

Approval	Supervisor	Designer	Aperture size
C.Y.Chang	C.S.Chang	C.S.Chang	7S2S(4*4.5) 7S00LB5.5

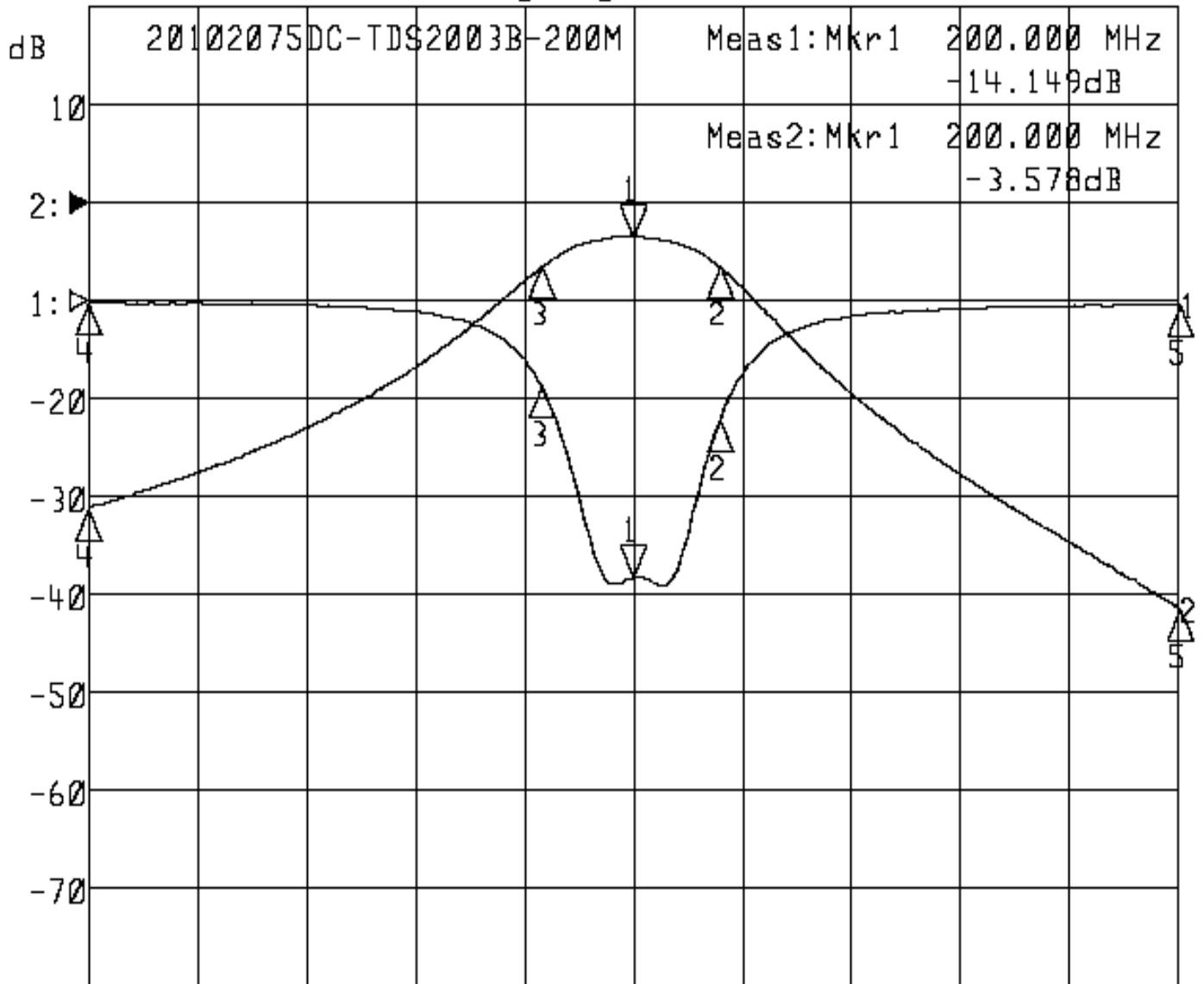
TEMWELL CORPORATION

Performance- TDS2003B-200M

20102075DC

▶1:S11 Refl Port1 Log Mag 5.0 dB/ Ref 0.00 dB C

▶2:S21 Fwd Trans Log Mag 10.0 dB/ Ref 0.00 dB C



Center 200.000 MHz

Span 100.000 MHz

1: Mkr (MHz)	dB	2: Mkr (MHz)	dB
1> 200.0000	-14.149	1> 200.0000	-3.578
2: 207.9333	-6.105	2: 207.9333	-6.497
3: 191.5667	-4.355	3: 191.5667	-6.564
4: 150.0000	-0.140	4: 150.0000	-31.140
5: 250.0000	-0.244	5: 250.0000	-41.392