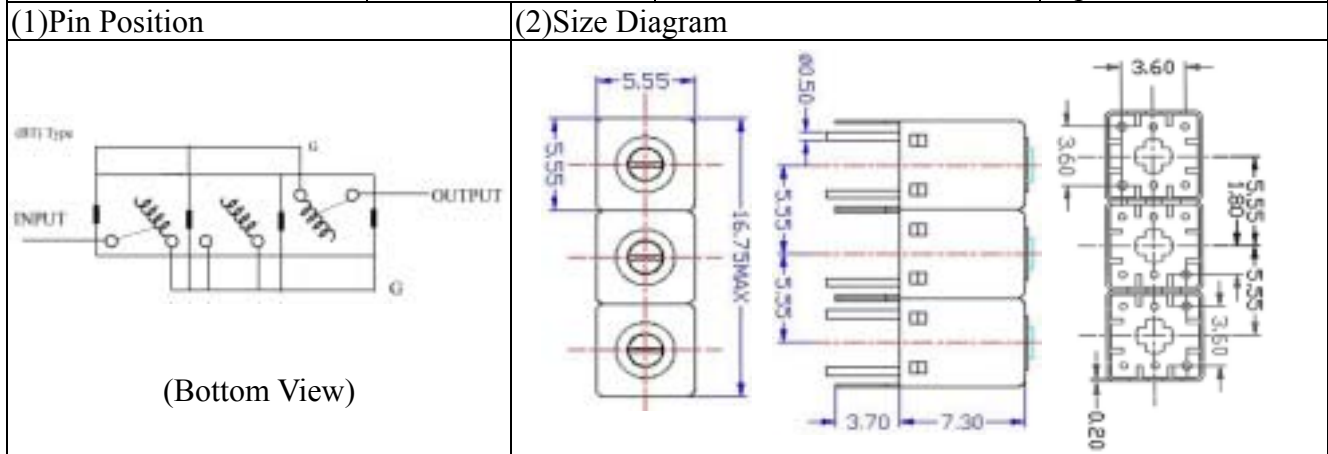


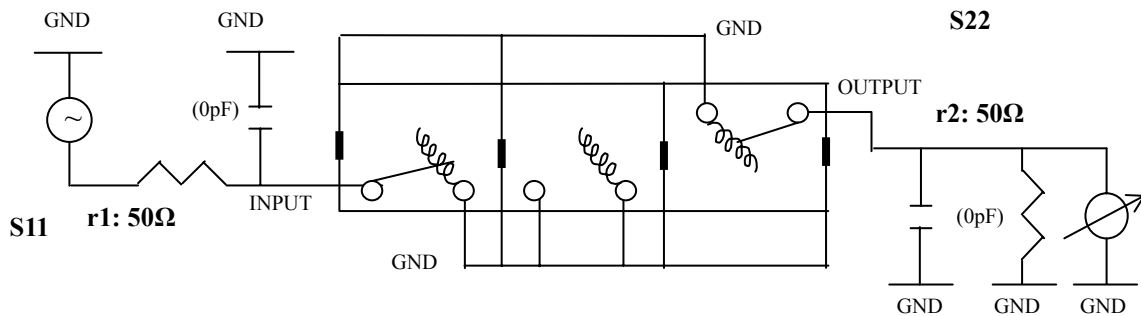
# VHF UHF Helical Filter Specification Sheet

Customer Name		Temwell's Part No.	K3RBT-655M-16M
Approval No. /dated	0909069CD	Temwell's Print name	K3RBT 655M
Work Instruction No.	200909069CD	Date	Sep.25.2009



(3)Electric Charasteric	
Item	Specify
Center Freq.(Fo ) +/- 0.5 %	655 MHz
Insertion Loss	Typ. 4.0 dB
-3 dB Bandwidth	Typ. 16 MHz
Sensitivity (Attenuation )	Fo - 50 MHz Typ. 30 dBc
	Fo + 50 MHz Typ. 26 dBc
	Fo - ( )MHz Typ. dBc
	Fo +( )MHz Typ. dBc
Return Loss	Min. 12 dB
Ripple	< 1 dB
Impedance	In / Out : 50 Ω
(4)Torque for Tuning Screw	> 60gf cm
(5)Temperature Condition:	
Operating Temperature	0 ~ +60
Storage Temperature	-20 ~ +70
(6)Input Power	> 0.5Watt

(7)Measuring Circuit: Easy to match Impedance S11/S22 50Ω/ by parallel with about( 0pF) / ( 0pF).



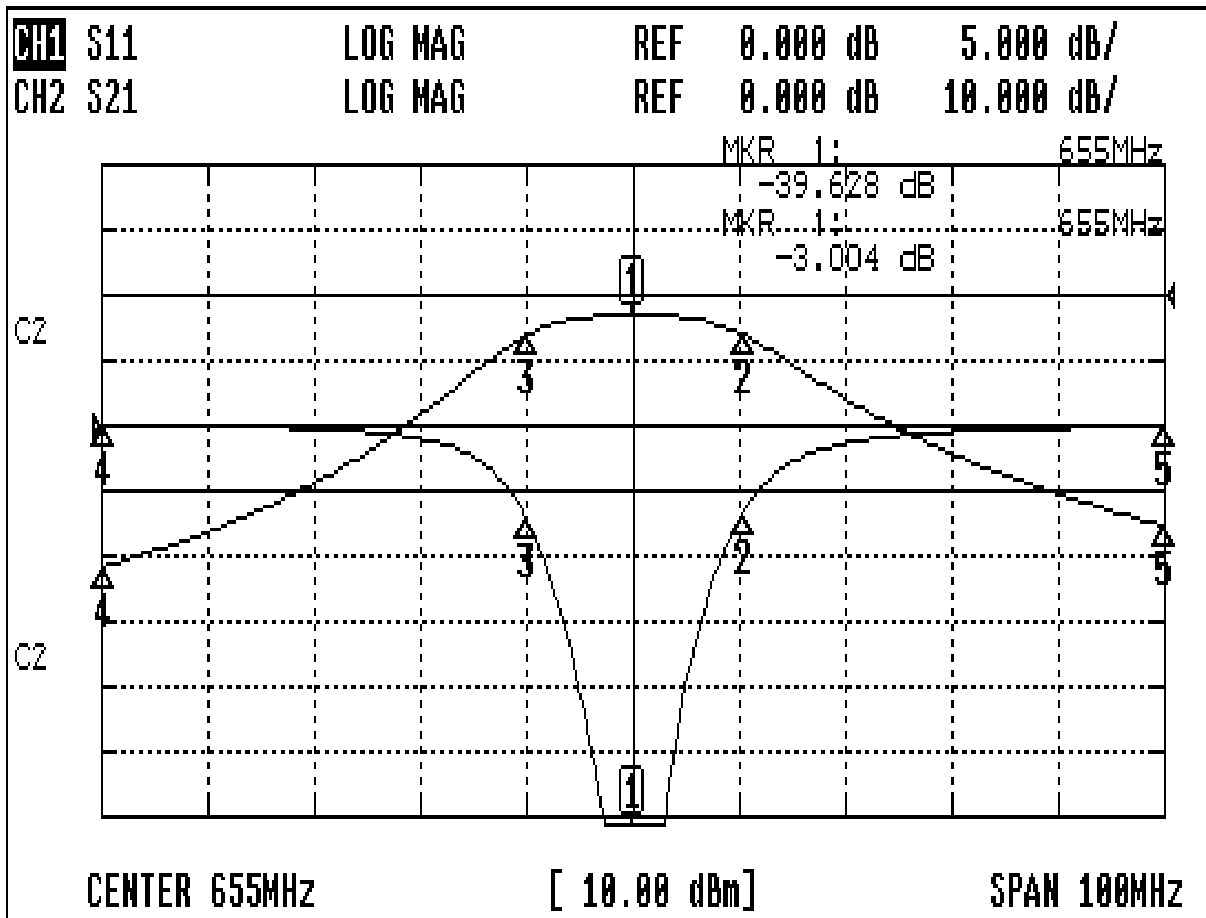
(Bottom View)

Approval C.Y.Chang	Supervisor C.K.Chang	Designer C.H.Yeh	Aperture size 5R3S(3.8*3.7)(3.72) 5HW024RB3
-----------------------	-------------------------	---------------------	---

TEMWELL CORPORATION

# Performance-K3RBT-655M-16M

## 200909069CD



### CH1 MARKER LIST

1	655.000MHz	-39.636 dB
2	665.333MHz	-6.756 dB
3	645.000MHz	-7.037 dB
4	605.000MHz	0.078 dB
5	705.000MHz	-0.026 dB

### CH2 MARKER LIST

1	655.000MHz	-3.004 dB
2	665.333MHz	-6.012 dB
3	645.000MHz	-6.009 dB
4	605.000MHz	-41.551 dB
5	705.000MHz	-35.475 dB