VHF UHF Helical Filter Specification Sheet

Customer Name		Temwell's Part No.	TD67318B-460M
Approval No. /dated	20101032B	Acceptable Specify Fo. Range	
Work Instruction No.	20105033A	Date	June.12.2001

(1)Pin Position

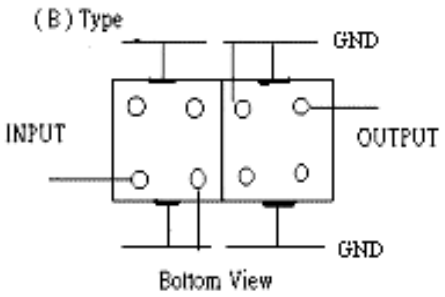

(2)Size Diagram

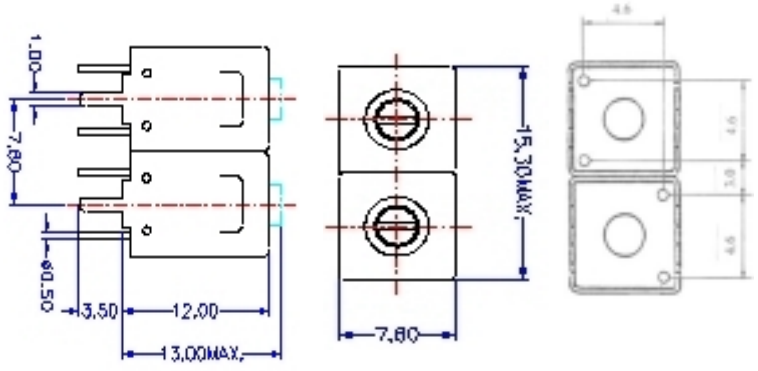

(3)Electric Character

Item		Specify		
Center Freq.(Fo) +/- 0.5 %			460	MHz
Tunable Range			460±5	MHz
Insertion Loss		Typ.	1.5	dB
-1 dB Bandwidth		Typ.	20	MHz
-3 dB Bandwidth		Typ.	25	MHz
Sensitivity (Attenuation)	Fo - 50 MHz	Typ.	13	dBc
	Fo + 50 MHz	Typ.	16	dBc
	Fo - ( )MHz	Typ.		dBc
	Fo +( )MHz	Typ.		dBc
Return Loss		Min.	12	dB
Ripple			< 1	dB
Impedance			In / Out : 50 Ω	
(4)Torque for Tuning Screw			> 100gf · cm	
(5)Temperature Condition:				
Operating Temperature			0℃ ~ +60℃	
Storage Temperature			-20℃ ~ +70℃	
(6)Input Power			> 1Watt	

Approval	Supervisor	Designer	Aperture size
C.Y.Chang	C.S.Chang	C.S.Chang	7H2S(4*7.5) 7H046LB4 聚 3

TEMWELL CORPORATION

RF Filter & Duplexer Manufacturer : TD67318B-460M rvbw 0505

Performance- TD67318B-460M

20105033A

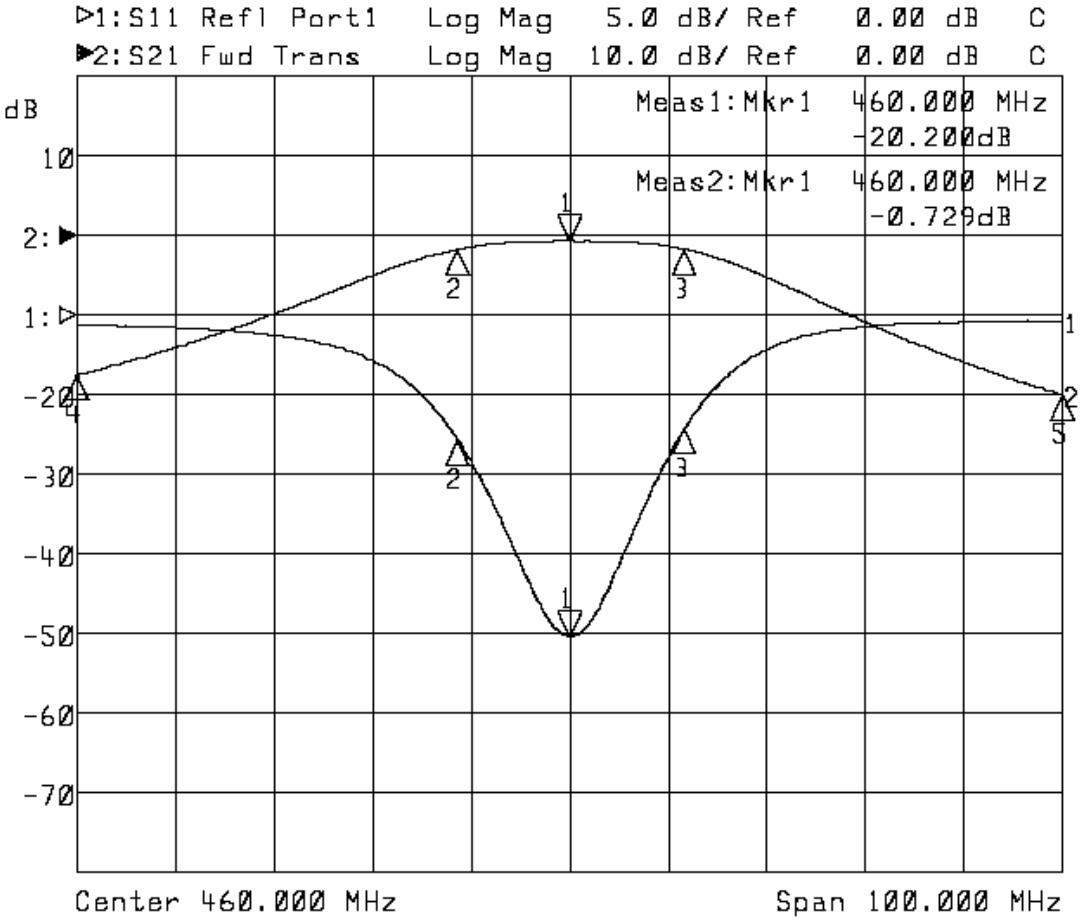

1:Mkr (MHz)	dB
1> 460.0000	-20.200
2: 448.7000	-7.832
3: 471.6667	-7.170

2:Mkr (MHz)	dB
1> 460.0000	-0.729
2: 448.7000	-1.756
3: 471.6667	-1.745
4: 410.0000	-17.550
5: 509.9667	-20.024